



**Social Studies
School Service**

www.socialstudies.com

Sample Pages

These sample pages from this product are provided for evaluation purposes. The entire product is available for purchase at www.socialstudies.com or www.writingco.com.

To learn about new and notable titles, professional development resources, and catalogs in the mail, sign up for our monthly e-mail newsletter at <http://socialstudies.com/newsletter/>

For questions, please e-mail access@socialstudies.com

*Copyright notice: Copying of the book or its parts for resale is prohibited.
Additional restrictions may be set by the publisher.*

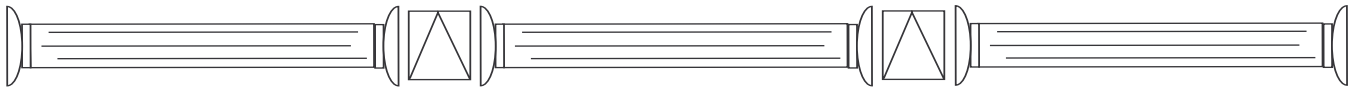


TABLE OF CONTENTS

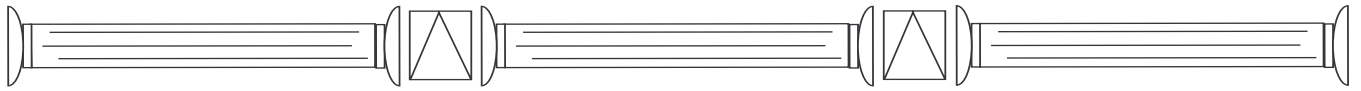
Introduction	2
Mesopotamia and the Near East	3
Egypt	11
Greece	22
Rome	33
India	44
China	52
General Knowledge	61
Answer Key	75

INTRODUCTION

The *Brain Teasers* series provides fun ways to exercise and develop brain power! Each page stands alone and can be used as a quick and easy filler activity. The pages can be distributed to students as individual worksheets or made into transparencies for presentation to the entire class at once. The activities are especially useful in helping students develop:

- Logic and other critical thinking skills.
- Creative thinking skills.
- Research skills.
- Spelling skills.
- General vocabulary skills.
- General knowledge skills.
- Spatial skills.

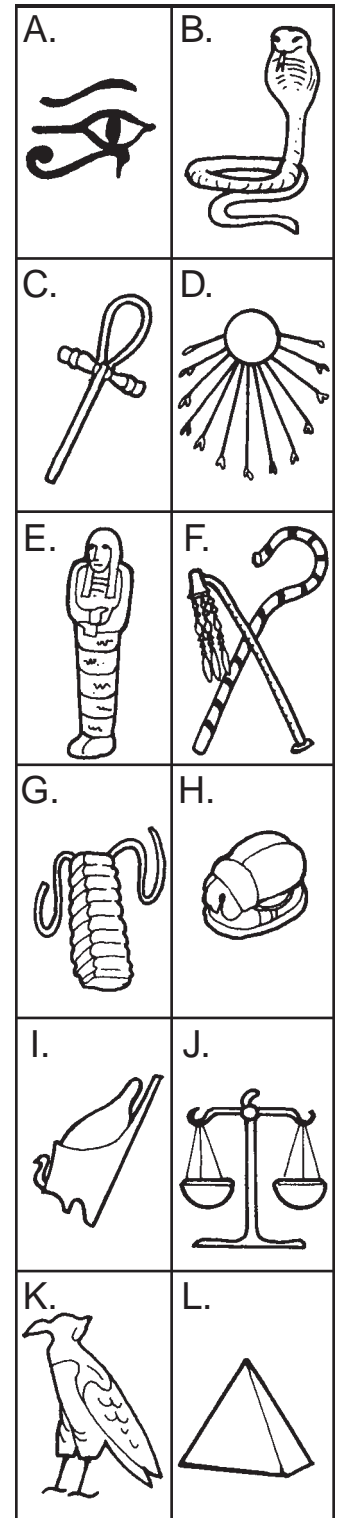
This world history activity book pays particular attention to the ancient civilizations that shaped our young world. Use the activities with your social studies curriculum to introduce and reinforce learning—or just for fun! Every effort was made to ensure this book presents the most accurate and current data available.

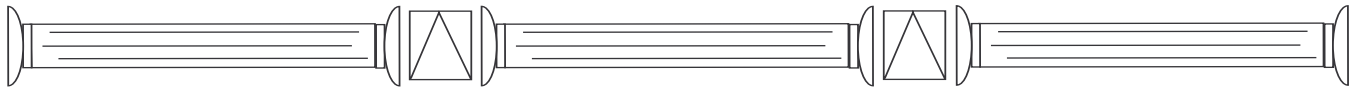


EGYPTIAN SYMBOLS

Match the pictures with their descriptions.

- _____ 1. A symbol for everlasting life, often worn as an amulet on the wrist or ankle.
- _____ 2. The symbol for the royalty that ruled a particular region in Egypt, often worn on the headdress of the pharaoh.
- _____ 3. The symbol for the union of upper and lower Egypt into one land, first used by King Menes.
- _____ 4. These symbolic figures, called shabtis, represent the workers in the afterlife that would till the soil in the Field of Reeds for the dead pharaoh.
- _____ 5. The symbol for protection and mysticism, said to come from Horus.
- _____ 6. The symbols for leadership and royalty, seen in the hands of Osiris and often pictured in the hands of the pharaohs.
- _____ 7. This symbol represented King Akhenaten's belief in one god called Aten.
- _____ 8. A symbol of the pharaoh, Queen Hatshepsut also wore one.
- _____ 9. A symbol believed to have magical powers for healing and mysticism today.
- _____ 10. The symbol for judgment, used to determine whether or not a soul is noble and pure enough to enter an afterlife in the Field of Reeds. Today the symbol represents justice.
- _____ 11. The sacred symbol for Amon-Re, the sun god, who carried his daily ball of fire across the sky. It was often used as an amulet or a personal seal and represented everlasting life.
- _____ 12. The symbol for a particular region in Egypt and a great dynasty, often seen drawn on the chest of a mummy.






IT'S THE FASHION

People in Ancient Rome did strange things to enhance their appearances. Some social rules were equally bizarre. Write the correct word in each blank.

1. To soften _____, apply a cream of wheat flour and donkey milk, or use crushed snails.
2. For _____ skin, apply lead paste or powdered chalk.
3. To define _____, use a needle to apply crushed ant's eggs or ashes.
4. Curl _____ with heated tongs, apply oil with earthworm ashes to keep it from turning gray.
5. To dye hair _____, use lentils, wine, and cypress leaves boiled with leeks.
6. To make hair _____ faster, use bear fat or the ashes from hippopotamus skin.
7. To get rid of _____ hair, use tweezers or bat's blood and hedgehog ashes.
8. If you are a _____ of 16, wear a toga virilis.
9. A galeri is a fashionable _____ worn by women.
10. Senators display a crescent on the _____ of their boots.
11. Use the triclinium, or _____ room, for parties.
12. Guests bring their own _____ to use when dining and to carry home food _____.
13. Slaves cater to every guest, even by _____ meat into bite-sized pieces.
14. Between courses everyone _____ to be ready to enjoy the next foods served.



boy
pale
black
grow

eyebrows
napkins
vomits
skin

cutting
toe
dining
arm

hairpiece
hair
leftovers