



**Social Studies
School Service**

www.socialstudies.com

Downloadable Reproducible eBooks *Sample Pages*

These sample pages from this eBook are provided for evaluation purposes. The entire eBook is available for purchase at

www.socialstudies.com or www.writingco.com.

To browse more eBook titles, visit

<http://www.socialstudies.com/ebooks.html>

To learn more about eBooks, visit our help page at

<http://www.socialstudies.com/ebookshelp.html>

For questions, please e-mail eBooks@socialstudies.com

To learn about new eBook and print titles, professional development resources, and catalogs in the mail, sign up for our monthly e-mail newsletter at

<http://socialstudies.com/newsletter/>

*Copyright notice: Copying of the book or its parts for resale is prohibited.
Additional restrictions may be set by the publisher.*



Brain Teasers

Editors: Ina Massler Levin, M.A. and Michael H. Levin, M.A.

Illustrator: Howard Chaney

Cover Art: Chris Macabitas

Table of Contents

Where Oh Wear?	2	Weather Folklore	17
What Is the Message?	3	Animal Families and Groups	18
Categories	4	“Sum” Triangle	19
Two for One	5	E’s Front and Back	20
Idioms	6	Inventors and Their Inventions	21
Hidden Meanings	7	Car Word Parts	22
What’s in a Name?	8	Who Said That?	23
Let’s Go Shopping	9	Complete a Word	24
Where Are They?	10	A Job for Everyone	25
Art, Literature, Music	11	Double Meanings	26
Numbers, Numbers, Numbers	12	Analogies	27
Landmarks	13	What’s the Number?	28
Name Three of Each	14	Which Body Part?	29
What Do We Have in Common?	15	Answer Key	30
Play It Again!	16		



Introduction

Turn spare minutes into learning time. Share these challenging and engaging activities with your child to develop logic and reasoning skills. These brain teasers make learning fun.



Teacher Created Materials, Inc.

P.O. Box 1040

Huntington Beach, CA 92647

ISBN-1-57690-260-9

©1997 *Teacher Created Materials, Inc.*

Made in U.S.A.

The classroom teacher may reproduce copies of materials in this book for classroom use only. The reproduction of any part for an entire school or school system is strictly prohibited. No part of this publication may be transmitted, stored, or recorded in any form without written permission from the publisher.

Hidden Meanings

Explain the meaning of each box.

0 - 144!

1. _____

T I M E
a b ~~x~~ d e

5. _____

What Must

9. _____

Issue Issue
Issue Issue
Issue Issue
Issue Issue
Issue Issue

2. _____

Knee
Light

6. _____

Me Quit!

10. _____

t
h
g
i
n

3. _____

F F F
R R R
U U U
S S S

7. _____

F F
r r
i i
e e
n n
d d
s s

Standing
Miss

11. _____

HIJKLMNO

4. _____

B
BA
BACK

8. _____

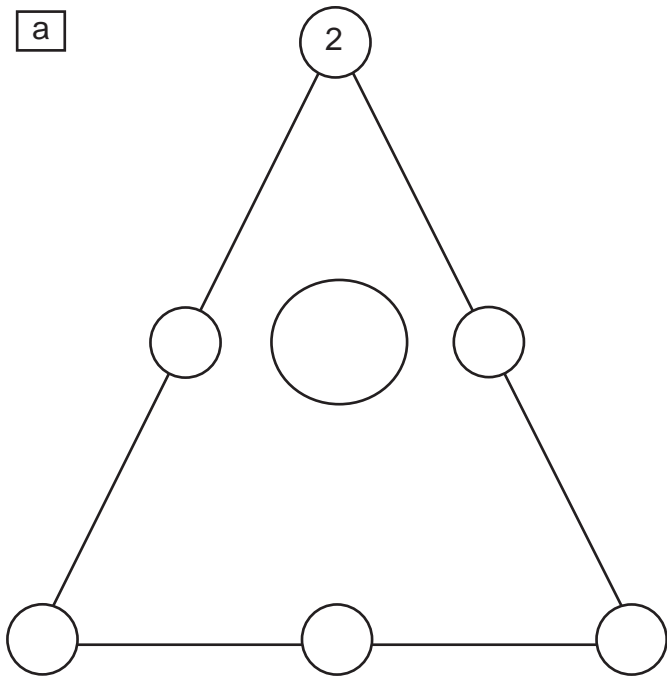
A
Mat

12. _____

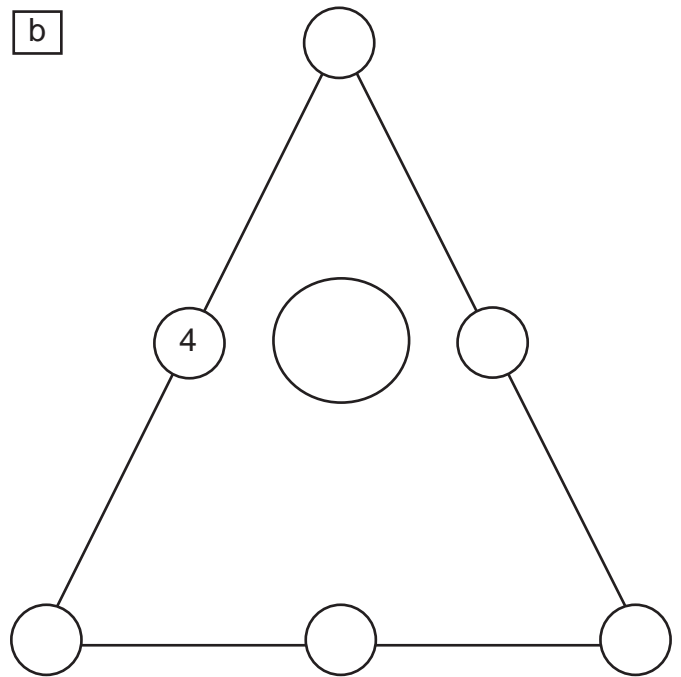
“Sum” Triangle

Arrange the numbers 1–6, with one in each circle so the sum along each side of the triangle is the same. If done correctly, each triangle will have a different answer. One number for each sum is given. **Hint:** The four sums are consecutive numbers.

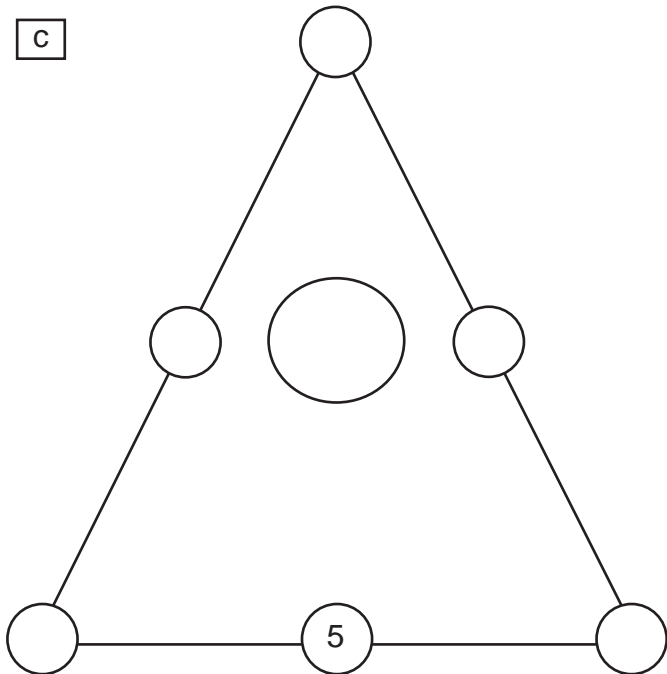
a



b



c



d

