



**Social Studies
School Service**

www.socialstudies.com

Downloadable Reproducible eBooks

Sample Pages

These sample pages from this eBook are provided for evaluation purposes. The entire eBook is available for purchase at

www.socialstudies.com or www.writingco.com.

To browse more eBook titles, visit

<http://www.socialstudies.com/ebooks.html>

To learn more about eBooks, visit our help page at

<http://www.socialstudies.com/ebookshelp.html>

For questions, please e-mail eBooks@socialstudies.com

To learn about new eBook and print titles, professional development resources, and catalogs in the mail, sign up for our monthly e-mail newsletter at


<http://socialstudies.com/newsletter/>

*Copyright notice: Copying of the book or its parts for resale is prohibited.
Additional restrictions may be set by the publisher.*


Table of Contents

Introduction	3
Sample Lesson Plans	4
Before the Book (<i>Pre-reading Activities</i>)	5
About the Author	6
Book Summary	7
Vocabulary Lists	8
Vocabulary Activity Ideas	9
Section 1 (<i>Chapter 1</i>)	10
• Quiz Time	
• Hands-On Project— <i>B & B Thank-You Note</i>	
• Cooperative Learning Activity— <i>Classy Classroom Scrapbook</i>	
• Curriculum Connections— <i>Math: Smart Shoppers</i>	
• Into Your Life— <i>Reading Response Journals</i>	
Section 2 (<i>Chapter 2</i>)	15
• Quiz Time	
• Hands-On Project— <i>Really Delicious Rugelach</i>	
• Cooperative Learning Activity— <i>Pantomime: The Art of Silence</i>	
• Curriculum Connections— <i>Science: Facts About Sea Turtles</i>	
• Into Your Life— <i>What’s Cool at School</i>	
Section 3 (<i>Chapter 3</i>)	20
• Quiz Time	
• Hands-On Project— <i>Penny for Your Thoughts</i>	
• Cooperative Learning Activity— <i>What’s Your Cup of Tea?</i>	
• Curriculum Connections— <i>History: Famous Women</i>	
• Into Your Life— <i>My Family Tree</i>	
Section 4 (<i>Chapters 4 and 5</i>)	25
• Quiz Time	
• Hands-On Project— <i>The Gallery</i>	
• Cooperative Learning Activity— <i>The Choice Is Yours</i>	
• Curriculum Connections— <i>English: Simply Similes</i>	
• Into Your Life— <i>Serving Up Random Acts of Kindness</i>	
Section 5 (<i>Chapters 6 through 12</i>)	30
• Quiz Time	
• Hands-On Project— <i>Can You Solve the Puzzle?</i>	
• Cooperative Learning Activity— <i>Acronyms, Initials, and Abbreviations</i>	
• Curriculum Connections— <i>Civics: A Jumble of Jobs</i>	
• Into Your Life— <i>Watch for Signs</i>	
After the Book (<i>Post-reading Activities</i>)	
Any Questions?	35
Book Report Ideas	36
Research Activity	37
Culminating Activities	38
Unit Test Options	42
Bibliography of Related Reading	45
Answer Key	46


What's Your Cup of Tea?




Noah Gershom




Nadia Diamondstein



Julian Singh



Mrs. Olinski



Ethan Potter

Directions: Each quality below matches one main character. Fill in each teacup with three selections for each person.

British accent	wears glasses	plump
blonde hair	cautious about being friendly	wears shorts and knee socks
black hair	best man in wedding	has a dog named Ginger
teacher	red hair	dreams of theater work
paraplegic	has a brother named Lucas	teaches calligraphy

Author’s reveal characters in four ways: what the character says, what the character does, what others say about the character, and through narration. In small groups of two to five, compare answers, adding the characteristics and descriptions you know about each character. In your groups, decide which character would be the most interesting as a member of your classroom. Share group findings with the entire class.

A Jumble of Jobs

Directions: *The View from Saturday* includes people from many walks of life. Match each person listed below with his or her occupation. Write the correct letter in the blank.

- | | |
|--|--|
| _____ 1. Mrs. Laurencin | A. artist |
| _____ 2. Mr. Singh | B. veterinarian |
| _____ 3. Dr. Gershom | C. bus driver |
| _____ 4. Mrs. Gershom | D. district superintendent |
| _____ 5. Noah's grandparents | E. drama teacher |
| _____ 6. Bella Dubinsky | F. bookkeeper |
| _____ 7. Mr. Cantor | G. chef/inn owner |
| _____ 8. Mrs. Olinski | H. accountant |
| _____ 9. Dr. Pat Knapp | I. retired elementary school principal |
| _____ 10. Gopal | J. real estate salesperson |
| _____ 11. Mrs. Korshak | K. magician |
| _____ 12. Dr. Roy Clayton Rohmer | L. dentist |
| _____ 13. Margaret Draper Diamondstein | M. middle school principal |
| _____ 14. Mrs. Reynolds | N. retired postman |
| _____ 15. Allen Diamondstein | O. owned a bakery |
| _____ 16. Tillie Nachman | P. sixth grade teacher |
| _____ 17. Holly Blackwell | Q. anchorwoman |

Extension: Survey the class as to occupations represented by the students' families. Try to arrange for parents with interesting occupations to be guest speakers in the classroom. Hold a discussion to find out the goals students have for themselves. Point out how current academics will help prepare them for long-term goals. Seek out free materials about occupations from your local employment commission.