

Daily *warm-ups*



CHARACTER EDUCATION

David Wren

J. WESTON
WALCH
PUBLISHER

**Samples are provided for evaluation purposes.
Copying of the product or its parts
for resale is prohibited. Additional restrictions
may be set by the publisher.**

The classroom teacher may reproduce materials in this book for classroom use only.
The reproduction of any part for an entire school or school system is strictly prohibited.
No part of this publication may be transmitted, stored, or recorded in any form
without written permission from the publisher.

ISBN 978-0-8251-4632-9

Copyright © 2003

J. Weston Walch, Publisher

10200 Jefferson Blvd. • Culver City, CA 90232

www.socialstudies.com/walch

Printed in the United States of America

Introduction *iv*

Cooperation	1
Responsibility	18
Respect	36
Caring	56
Fairness and Justice	72
Citizenship	90
Honesty	108
Perseverance	126
Courage	141
Friendship	160
Answer Key	181

The *Daily Warm-Ups series* is a wonderful way to turn extra classroom minutes into valuable learning time. The 180 quick activities—one for each day of the school year—address issues of character. These daily activities may be used at the very beginning of class to get students into learning mode, near the end of class to make good educational use of that transitional time, in the middle of class to shift gears between lessons—or whenever else you have minutes that now go unused. In addition to presenting students with the basic themes of character education, they are a natural path to other classroom activities involving critical thinking.

Daily Warm-Ups are easy-to-use reproducibles—simply photocopy the day’s activity and distribute it. Or make a transparency of the activity and project it on the board. You may want to use the activities to reinforce student awareness of character issues and to promote critical-thinking skills that are built and acquired over time.


However you choose to use them, *Daily Warm-Ups* are a convenient and useful supplement to your regular lesson plans. Make every minute of your class time count!



What is your definition of *cooperation*? Write it here.





List three examples of cooperation you see in a typical school day.




Some schools have conflict resolution programs that use peer mediators. A mediator is someone who helps two opposing sides come together in some kind of agreement. Peer mediators work with fellow students to help them avoid violence and to settle disputes peacefully.

List some ways you and others could prevent disruptive behavior at your school. Why do you think these methods would work? Discuss your list with classmates.







What qualifications are important for a peer mediator? (A peer mediator is a student who helps other students work together to find a peaceful solution to conflicts.) Write a want ad for a peer mediator to place in the school newspaper.



What is your definition of *compromise*? Write it here.

List three examples of compromise you see during a week. Your examples may come from home, school, extracurricular activities, or work.





Despite requests from your teacher, some of your classmates refuse to bring their textbooks to class. Think about why they do this.

Imagine that you are the teacher. List three things you could do to encourage students to cooperate. Next to each suggestion, write a consequence that would follow if students would not cooperate.

