



**Social Studies
School Service**

www.socialstudies.com

Downloadable Reproducible eBooks

Sample Pages

These sample pages from this eBook are provided for evaluation purposes. The entire eBook is available for purchase at

www.socialstudies.com or www.writingco.com.

To browse more eBook titles, visit

<http://www.socialstudies.com/ebooks.html>

To learn more about eBooks, visit our help page at

<http://www.socialstudies.com/ebookshelp.html>

For questions, please e-mail eBooks@socialstudies.com

To learn about new eBook and print titles, professional development resources, and catalogs in the mail, sign up for our monthly e-mail newsletter at

<http://socialstudies.com/newsletter/>

*Copyright notice: Copying of the book or its parts for resale is prohibited.
Additional restrictions may be set by the publisher.*

Sociology Activities

**Volume 1:
Introductory Activities**

- Basic Concepts
- Sociological Theories
- Research Methods

Table of Contents

Introduction	i
---------------------------	---

Basic Concepts

Lesson 1: Buried Treasures	1
Lesson 2: Picture Interpretation.....	3
Lesson 3: Characterizing Humans.....	6
Lesson 4: Inherited or Learned.....	9
Lesson 5: Characteristics of Groups.....	11
Lesson 6: Question a Picture	14
Lesson 7: Eyewitness Account.....	17
Lesson 8: Norms.....	20

Sociological Theories

Lesson 9: Theory Puzzles	23
Lesson 10: Skits for the Theorists	27
Lesson 11: Theory Bingo	29

Research Methods

Lesson 12: Types of Research Methods.....	33
Lesson 13: Experiment Method and Design	35
Lesson 14: Meaning of the Mean	37
Lesson 15: Correlating Exercise.....	40

LESSON 1: BURIED TREASURES

PURPOSE:


- Allow students to analyze today's society
- Stimulate discussion on societal values and physical/concrete goods
- Encourage active participation through "show and tell" format
- Engage parents in the learning process

MATERIALS:


- Copies of "Student Handout: Buried Treasures," page 2
- Butcher paper and markers


PROCEDURE:

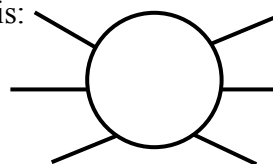
- Discuss how archeological digs reveal pieces of societies and cultures long past. Question students about the values and goals of our society today. What items best represents our society?
- Distribute the student handout: "Buried Treasures," (p. 2)
- Read through the handout with students and clarify expectations.
- Encourage (or require) students to discuss their top five choices with their parents before making their final selection.

 **HINT:** You may require parents to sign off on the sheet to indicate that a discussion took place.

- At the beginning of the next class period, have students form groups of 4-6 and have them orally present their responses to the group.
- Have each group make a visual of their discussion on butcher paper and take turns presenting the visuals to the class.

 **HINT:** Doing initial small group work eases some stress students may feel about presenting in front of the whole class. It also saves time by not having each student stand and present to the entire class. Students develop small group and large group skills.

 **HINT:** The visual that students create in their small group may look something like this:



with all of the individual answers in the middle and the top choices on the branches.

Name: _____

STUDENT HANDOUT: BURIED TREASURES

After discussing the values and goals of our society, your assignment is to determine which items you would bury to give future generations the most important information about the time in which you lived.

PART ONE: Choose 6 items that represent and give information about our society. In the boxes below, draw a picture of each item and give a brief explanation of why you chose each item.

Picture of Item One	Picture of Item Two	Picture of Item Three
Explanation:	Explanation:	Explanation:
Picture of Item Four	Picture of Item Five	Picture of Item Six
Explanation:	Explanation:	Explanation:

PART TWO: Since you can only bury one item, eliminate five items from your list above. Below, write the item that you kept, and a paragraph explanation of why you chose it rather than the others.

ITEM: _____

EXPLANATION: _____
